

BADTH'S WORKFORCE SURVEY 2023

With this data we can...

- UNDERSTAND the current state of our profession
- PROVIDE more targeted training/CPD
- PROMOTE our profession more accurately
- ADVOCATE for more opportunities for dramatherapists

THANK YOU TO
EVERYONE WHO
TOOK PART!

THE STORY...

230 BADth members completed the survey (26%). Of whom, 218 were working in roles involving or relevant to dramatherapy, therapy and/or supervision. The following data tells us about...

218
MEMBERS

WORKING IN
356
ROLES

SEEING OVER
2790
CLIENTS
PER WEEK

COMPLETED
OVER 1
ADDITIONAL
TRAININGS

WORKS
29 HOURS
PER WEEK

PROVIDES 5
HOURS OF
SUPERVISION
PER WEEK*

PROVIDES 4
HOURS OF
TRAINING/
TEACHING
PER WEEK*

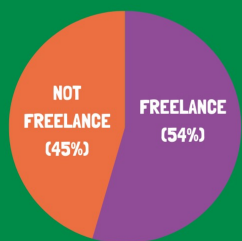
EMDR (8%)
CBT (7%)
DBT (5%)

*If they provide supervision

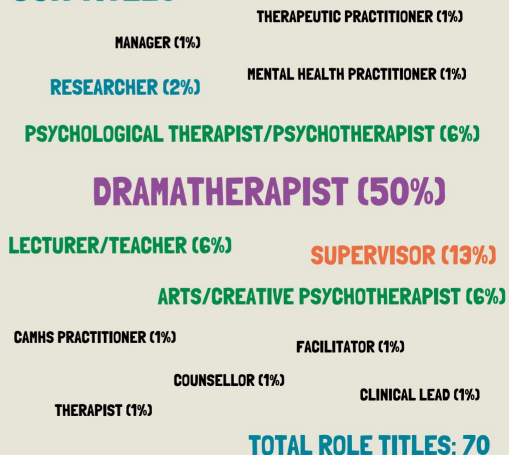
*If they provide training/teaching

HOW WE'RE EMPLOYED AND PAID

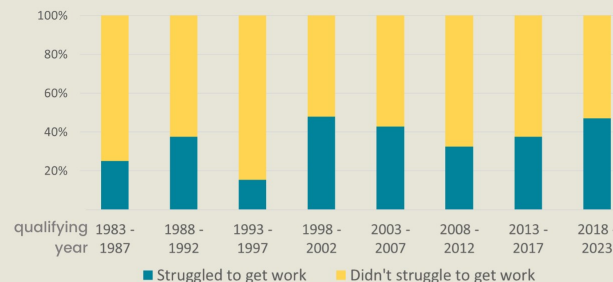
Average pay per hour



OUR TITLES



GRADUATING AND GETTING WORK

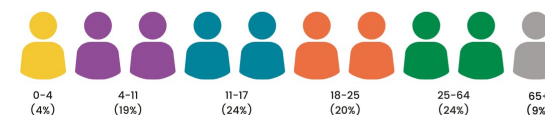


TOP 5 CHALLENGES IN GETTING WORK

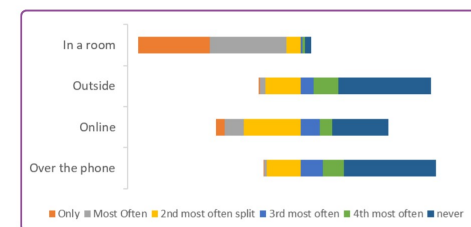
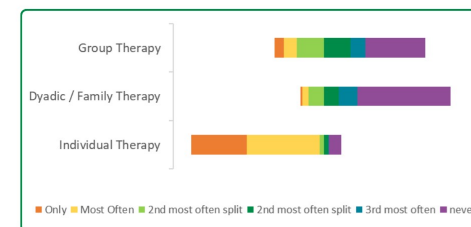
- 1 Lack of dramatherapy-specific roles (28%)
- 2 Lack of understanding/awareness of dramatherapy (21%)
- 3 Lack of appropriate entry level roles (15%)
- 4 Geography (lack of roles in area) (12%)
- 5 lower status of dramatherapy and arts therapies / preference for counsellors (12%)

OUR CLIENTS

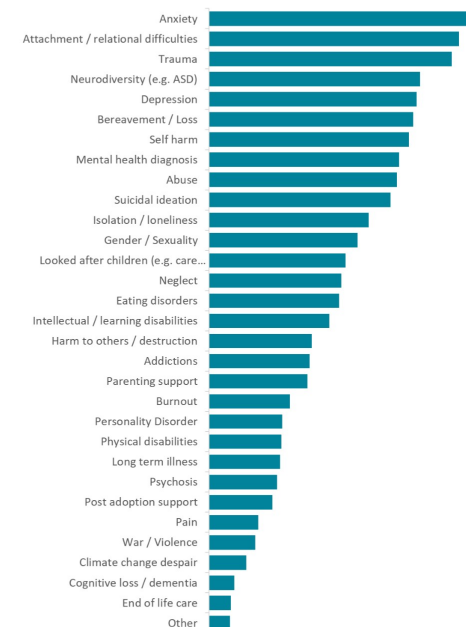
AGES



HOW WE WORK WITH CLIENTS



AREAS OF DIFFICULTY

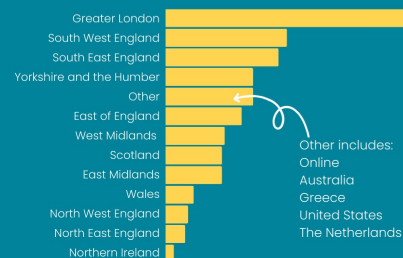


PARTICIPANTS WORKING WITH CLIENTS SEE...

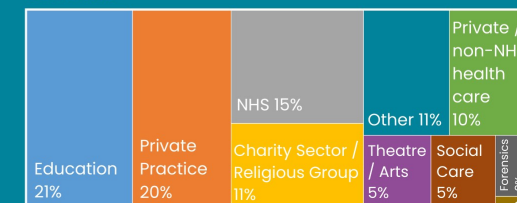
13 CLIENTS PER WEEK

ON AVERAGE

WHERE WE WORK



SECTORS



Business >1%